



V STOW MAIN DEPLOYMENT BAG PACKING METHOD

1.



Insert the prepared canopy into the main deployment bag.


2.



Double stow your locking stows.

*Depending on the bag size, your bag will have either 2 or 3.

3.



Route lines from the locking stows over the top of the bag to the center of the flap's hinge.

4.



Figure 8 or S fold the lines to the width of the bag.

5.




Continue to stow the remaining lines, finishing in the center of the flap.

6.




Holding the lines in place, roll the bag on top of the lines.

7.



Close both side tabs of the flap.

8.



Close the top tabs of the flap, making sure not to pinch the lines into the tab pocket.

The V Stow main bag is now closed.

