



www.icarusworld.net

ICARUS World Support
support@icarusworld.net

Single Brake Line

Final Measurements (cm)

OUTSIDE	A1	518,8
	A2	518,8
	A3	518,8
	A4	518,8
CENTER	A5	518,8

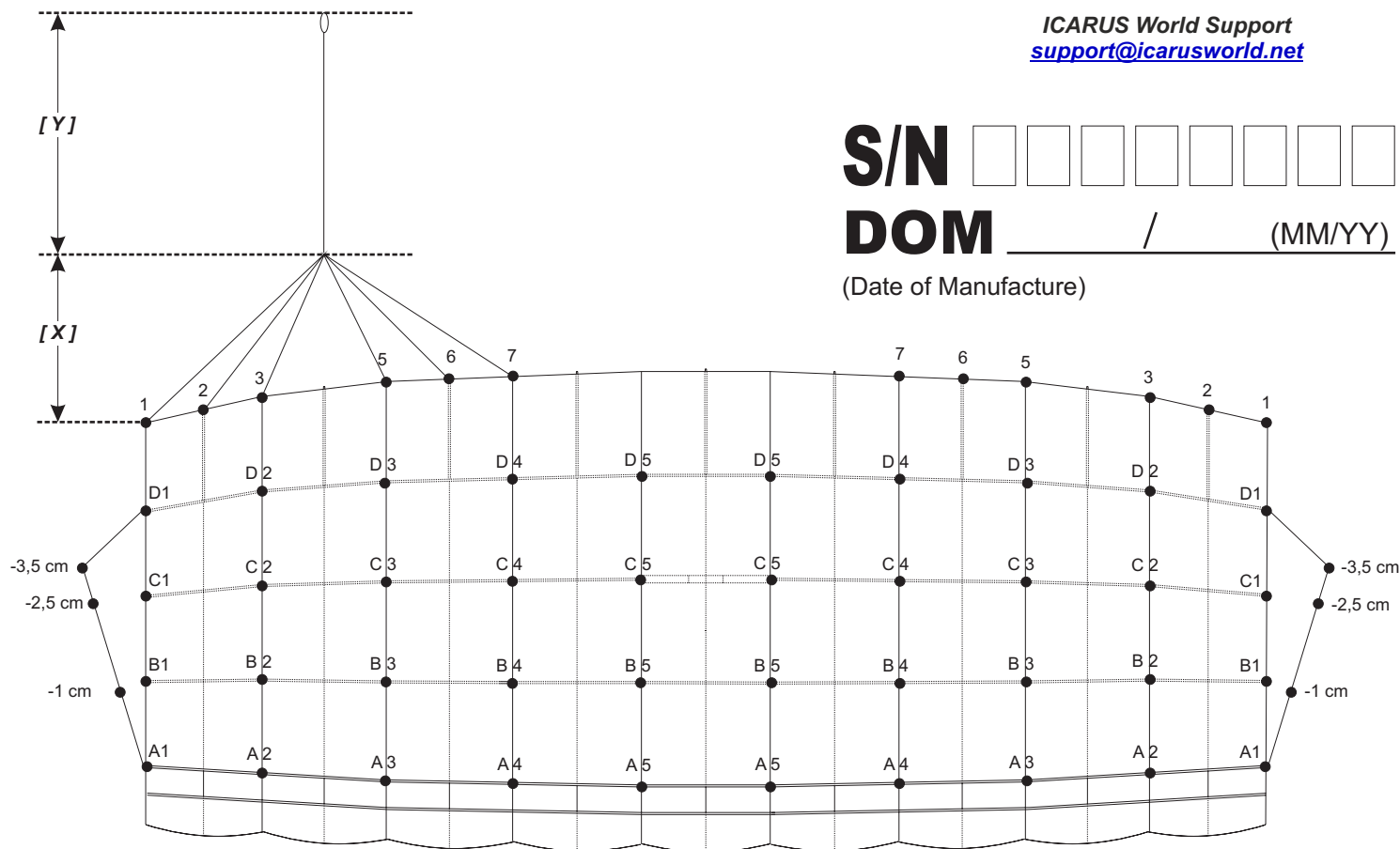
OUTSIDE	B1	526,5
	B2	526,5
	B3	526,5
	B4	526,5
CENTER	B5	526,5

OUTSIDE	C1	544,1
	C2	544,1
	C3	544,1
	C4	544,1
CENTER	C5	544,1

OUTSIDE	D1	569,4
	D2	572,7
	D3	576,0
	D4	577,1
CENTER	D5	578,2

		Single Brake Line
[X] UPPER STEERING LINES	1	188,0
	2	175,0
	3	158,0
	4	x
	5	158,0
	6	175,0
	7	188,0
	8	x
[Y] LOWER STEERING LINE		456,0

CANOPY	Tandem
SIZE	400



S/N

DOM _____ / _____ (MM/YY)

(Date of Manufacture)

WHEN YOU RECEIVE A NEW LINE SET:

- **A-Lines**: you can place them in either A-Line position, since all of them have the same length, and they are not specifically marked with their spanwise position and cascading marking.

- **B or D Lines (cascades)**: you can place them in either B or D-Line position, since all of them have the same length, and they are not specifically marked with their spanwise position.



Double Command Standard (6 & 2)



www.icarusworld.net

ICARUS World Support
support@icarusworld.net

Final Measurements (cm)

OUTSIDE	A1	518,8
	A2	518,8
	A3	518,8
	A4	518,8
CENTER	A5	518,8

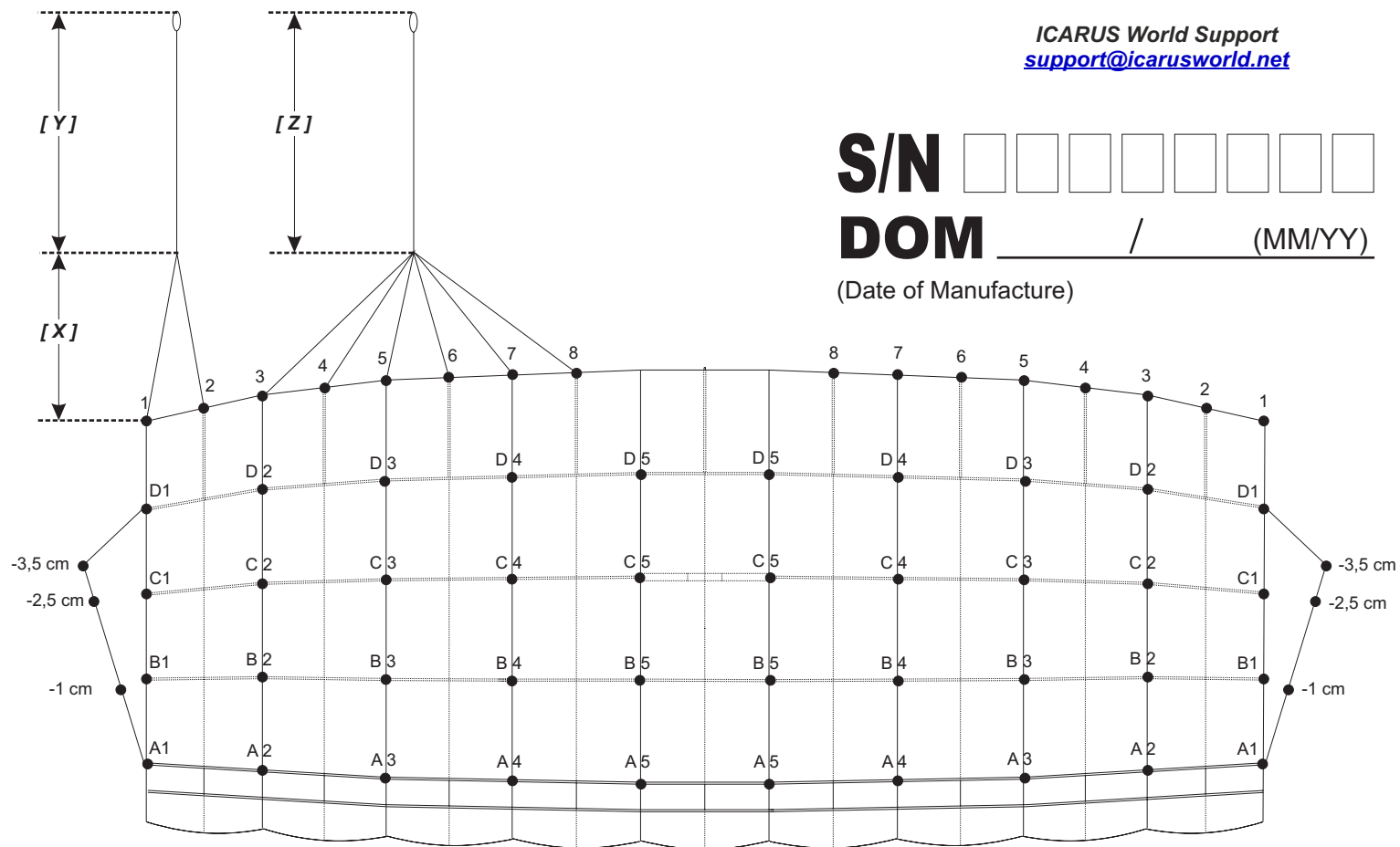
OUTSIDE	B1	526,5
	B2	526,5
	B3	526,5
	B4	526,5
CENTER	B5	526,5

OUTSIDE	C1	544,1
	C2	544,1
	C3	544,1
	C4	544,1
CENTER	C5	544,1

OUTSIDE	D1	569,4
	D2	572,7
	D3	576,0
	D4	577,1
CENTER	D5	578,2

		Standard (6&2)
[X] UPPER STEERING LINES	1	158,0
	2	158,0
	3	188,0
	4	175,0
	5	158,0
	6	158,0
	7	175,0
	8	188,0
[Y] LOWER STEERING LINE		450,0
[Z] LOWER STEERING LINE		456,0

CANOPY	Tandem
SIZE	400



S/N

DOM _____ / _____ (MM/YY)

(Date of Manufacture)

WHEN YOU RECEIVE A NEW LINE SET:

- **A-Lines:** you can place them in either A-Line position, since all of them have the same length, and they are not specifically marked with their spanwise position and cascading marking.

- **B or D Lines (cascades):** you can place them in either B or D-Line position, since all of them have the same length, and they are not specifically marked with their spanwise position.



Double Command Option (2 & 6)



www.icarusworld.net

ICARUS World Support
support@icarusworld.net

S/N

DOM _____ / _____ (MM/YY)

(Date of Manufacture)

Final Measurements (cm)

OUTSIDE	A1	518,8
	A2	518,8
	A3	518,8
	A4	518,8
CENTER	A5	518,8

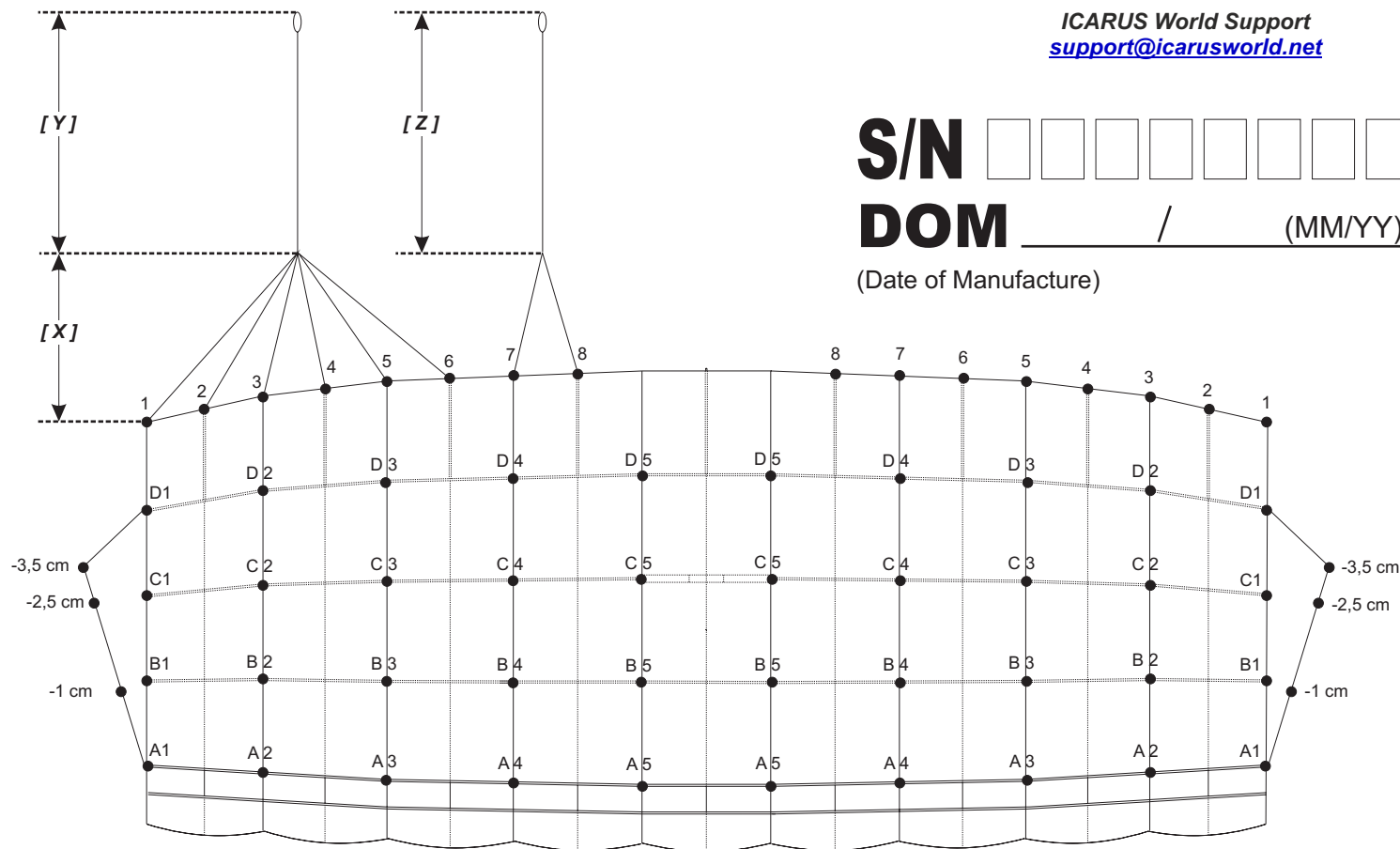
OUTSIDE	B1	526,5
	B2	526,5
	B3	526,5
	B4	526,5
CENTER	B5	526,5

OUTSIDE	C1	544,1
	C2	544,1
	C3	544,1
	C4	544,1
CENTER	C5	544,1

OUTSIDE	D1	569,4
	D2	572,7
	D3	576,0
	D4	577,1
CENTER	D5	578,2

		Option (2&6)
[X] UPPER STEERING LINES	1	188,0
	2	175,0
	3	158,0
	4	158,0
	5	175,0
	6	188,0
	7	158,0
	8	158,0
[Y] LOWER STEERING LINE		456,0
[Z] LOWER STEERING LINE		450,0

CANOPY	Tandem
SIZE	400



WHEN YOU RECEIVE A NEW LINE SET:

- **A-Lines:** you can place them in either A-Line position, since all of them have the same length, and they are not specifically marked with their spanwise position and cascading marking.

- **B or D Lines (cascades):** you can place them in either B or D-Line position, since all of them have the same length, and they are not specifically marked with their spanwise position.